



**UNIVERSIDAD ESTATAL PENINSULA OF SANTA ELENA
SCHOOL OF EDUCATION AND LANGUAGES
PEDAGOGY OF NATIONAL AND FOREIGN LANGUAGES.**

PAST SIMPLE (REGULAR VERBS)

RESEARCH PROJECT

As a prerequisite to obtain a:

**BACHELOR'S DEGREE IN PEDAGOGY OF NATIONAL
AND FOREIGN LANGUAGES.**


AUTHOR: Lucín Figueroa Violeta Denis.

ADVISOR: Lic. Carabajo Romero Italo Rigoberto **MSc.**


LA LIBERTAD – ECUADOR

2021


BOARD OF EXAMINERS



Ing. Tatiana García Villao Msc.
PEDAGOGY OF NATIONAL AND FOREIGN
LANGUAGES CARRER DIRECTOR



Msc. Carabaja Romero Italo Rigoberto.
UCI PROFESSOR



MSc. Sara Gonzalez
SPECIALIST PROFESSOR

INDEX

INDEX.....	2
INTRODUCTION.....	3
PLANNING.....	4
The topic	4
The objective	4
The methodology	4
The resources	4
DEVELOPMENT.....	5
Activities	5
Class management	5
ASSESSMENT.....	6
WRAP UP.....	6
Feedback	6
Autonomous work and assignments	6
SELF REFLECTION.....	7
CONCLUSIONS.....	8
REFERENCE.....	9
ATTACHEMENTS	10



INTRODUCTION

A teacher is a counselor who helps students to form academically and personally. To be an educator is to become a responsible, honest, and cordial person. Every student needs the instruction and guidance of a diligent and competent teacher, who efficiently masters the subject and what they are going to teach.

One of the most effective tools to help prospective teachers learn about the degree of performance and classroom management they have developed through their professional formation are the demo classes. It is worth emphasizing that the future teacher not only demonstrates his control of the English language, but also how capable he is, his personal appearance and one of the most important things is how easy it is to answer and how he will be able to impart methodologies and techniques that will be useful in the teaching-learning process of the subject you are teaching.

Moreover, demonstrative classes help teachers' professional development, and they can discern what they are going to teach and how, considering that within a classroom there are students with different ways of learning and that is where the teacher plays an important role in academic training.

Consequently, teacher performance has two general aspects: school preparation and the way in which the teacher teaches, the first of which refers to prior knowledge, training, and tasks. The second focuses on the quality that the teacher can show now that they teach their class and how they teach it. Therefore, it is necessary for the future teacher to be clear about these two characteristics that will help them in this process.

At last, in the training process many things were learned that should be applied, in this case it would be classroom management, methods, techniques, psychology within English language teaching during the demonstration class.

PLANNING

Class planning is a process where the teacher demonstrates his creativity, efficiency, pedagogy, understanding, techniques, and teaching methodologies. It is a fun way where you plan everything you want to teach, taking guidelines where the teacher can correctly fit everything you want to teach students in a simple and effective way to raise everything planned and make it a reality in the classroom.

The topic: Past Simple (Regular verbs)

The simple past is used in actions that a person has performed in the previous tense or have already finished, they can be everyday actions, it is important to know the regular verbs that are used in this tense because if a sentence is not correctly used grammar student will have problems in the future.

The objective: By the end of the lesson, the students will be able to write some sentences using the simple past tense with regular verbs.

The objective of the class is for students to learn the Past Simple and to be able to formulate sentences with regular verbs.

The methodology: Task based learning, task-based instruction, cooperative learning.

This methodology focuses on the practice where the teacher gives all the necessary guidance to the students so that they can perform the activities individually or in groups according to what the teacher indicates.

To reinforce this knowledge, I also use the cooperative learning method to reinforce the collaborative work and the students themselves can be the spokesperson for those who did not understand something in the class.

The resources: Top-Notch book, Online activities, PowerPoint, printed documents, flash cards.

- Top-Notch 2, Joan Saslow - Allen Ascher, 2015, Pearson
<file:///C:/Users/Usuario/Desktop/Modulo%20II%20Ing.%20Industrial/Top%20Notch%20I%202nd%20Edition.pdf>
- Worksheets:
[https://www.liveworksheets.com/worksheets/en/English_as_a_Second_Language_\(ESL\)/Regular_verbs/Past_simple_th2848342jk](https://www.liveworksheets.com/worksheets/en/English_as_a_Second_Language_(ESL)/Regular_verbs/Past_simple_th2848342jk)
<https://wordwall.net/es/resource/31576936>
- Marker, whiteboard, and flipchart.

DEVELOPMENT

Teachers consider that it is fundamental to gain confidence and to be able to connect with students in an empathetic and respectful way, by having genuine connection teachers can reach and fill the gaps that a student may have, another point is that the teacher attracts the attention of the class in a creative way where the only beneficiary will be the student.

Activities

- **∂ Warm-up activity:** In this activity the students must perform a small dynamic where the teacher will have picture cards and the students must perform the action that the teacher says, for example: Simon says to dance.
- **∂ Presentation of the topic:** Explanation of the rules of the Simple Past with regular verbs.
- **∂ Exercises for practice:** The students will work on three activities: the first one is a reading where they will have to read and place the verbs in past tense, the second activity is to complete the sentences with the verbs taught and finally the students will complete five sentences on a sheet of paper in simple past tense.

Class management

The philosophy of classroom management is based on the intention that students obtain the knowledge, tools, and opportunities with which they can succeed as a person, for this reason it is necessary to prioritize the learning process and consider that on many occasions perhaps not everything goes well in the classroom and that is where the teacher learns to better manage and control a classroom.

However, the activities that took place in the demonstration class reflected how valuable teamwork is, how an activity can hold the student's attention, together with problem solving and what would be the best way to maintain an interactive class and at ease in the teaching-learning process.

ASSESSMENT

People say that education is a company where citizens are obliged to commit themselves to the objective of professional growth of each person. So this company as well as any other needs to see the quality of product and processes that are carried out, in this case we refer to the product (teachers-students-parents), without a good organization or administration cannot move forward in this area teachers are essential because they play a key role in this educational process as guides for students, carried hand in hand with the help of parents to form the future good citizen, for this reason the classroom management plays another role no less important but it is here where the teacher requires patience, awareness, limits and above all love for their work to guide a group of young people that perhaps the vast majority will be distracted, listless even without interest in learning and that is where the teacher enters the arena to impart their knowledge and to adequately manage the classroom.

WRAP UP

Wrap-up activities are useful for students to show more interest in the topic that a teacher is going to teach, therefore they are also good to get out of the comfort zone of a class that has heavy content. These activities are important for the professor even though they are not graded, they help you to encourage the students and to check the students' understanding.

Feedback

As feedback, the students formulated sentences in the simple past tense, with the purpose of remembering the grammatical structures and remembering the regular verbs with their different rules when using the past tense when formulating a sentence. With the teacher's help and guidance, they performed the activity to quickly recall everything taught in class.

Autonomous work and assignments

The topic of the Past Simple with regular verbs needs more classes to be explained in its totality since it contains rules regarding verbs, for this reason in this first class we worked only with regular verbs to avoid confusion in the students, at the same time we did not assign homework, with the purpose that the students in the following class will be assigned the corresponding work.

SELF REFLECTION

The demonstration class was a unique experience where you demonstrate all the knowledge acquired during the educational process that I spent four years, I understood that all that knowledge could be put into practice in the classroom.

It has a similarity to the thesis only that it contains certain differences, but the objective is the same, this will define if you are prepared for the busy life but full of responsibilities and efforts that a teacher performs, at the same time your knowledge will be measured being that the last battle that is played for your professional life, in this case my culmination of the university.

I believe that one of the most important things when planning the class is the didactic demonstration because it allows you to get the attention of the students, in this case I had to get the attention of my jury, it was not difficult I felt relaxed, sure of what I was going to give and with that little activity I could make everyone participate, is when I thought that this profession I chose was the most successful because I like teaching and when you like your job you do it in the best way, and I could demonstrate my mastery of class.

I made my three plans that were assigned, the topic I was given was Past Simple with regular verbs, the level to which this planning was directed was for elementary (A2) and it had a duration of 30 minutes. I chose the reading skill because I wanted the class to be entertaining where I had the opportunity to teach grammar and have the students practice pronunciation through reading so that I could correct certain deficiencies that the students had.

This demonstration class taught me that in teaching we will find all kinds of circumstances that I will have to know how to cope assertively. The chosen activities were designed to be interactive, and I understood how important are the methodologies and techniques that are applied in a classroom when teaching in this case all my knowledge learned during this university process.

CONCLUSIONS

- Demonstration classes are an excellent way to measure your knowledge of what you have learned during the teacher training process.
- Demonstration classes provide you with clarity what it means to give a class in real time within the educational environment, the same one that will lead us to realize the different difficulties and real problems within this process.
- Demonstration classes help you to highlight the qualities and skills of a teacher in terms of creating innovative activities.

Reference

- *Ascher, J. S.-A. (2015). Top-Notch 1.* Obtenido de <file:///C:/Users/Usuario/Desktop/Modulo%20II%20Ing.%20Industrial/Top%20Notch%20I%202nd%20Edition.pdf>
- *Feldman, A. (s.f.). Classroom Management Plan.* Obtenido de <http://people.umass.edu/~afeldman/beingnewteacher/sampleplan.html>
- *List Of Teaching Methodologies Primary School –.* (18 de Febrero de 2022). Obtenido de <https://happynumbers.com/blog/list-of-teachingmethodologies-primary-school/>

ANNEXES

LESSON PLAN

Student's name: VIOLETA DENIS LUCIN F.	Date: February 16th, 2022.	Level: A2
Venue: Universidad Estatal Península de Santa Elena	Lesson: 1	Lesson length: 30 Minutes

2. Lesson context & Aims

CONTEXT:

My last vacation

LEARNING OUTCOMES:

Circle A or B and the language System/Skill - My lesson's main aim is:

C) Language (L): e.g., **grammar**.

D) Skills (S): e.g., **Reading**.

My lesson's secondary aim is:

c) If main aim is skills, indicate the language system you will use to support the skill: **grammar**.

d) If main aim is language, indicate the language skill you will use to support the language: **reading**.

Complete this following box and prompt:

Main aim:

By the end of the lesson, students will be able to recognize the correct forms of regular verbs in the past simple as well as write some sentences using the past simple with regular verbs.

Sub-aims:

Students will be able to identify the specific rules for regular verbs in the past tense.

Students will be able to understand how to make a sentence using a regular verb.

Students will be able to read a paragraph to recognize the correct form of regular verbs.

Section 2. LEARNER'S PROFILE, RATIONALE & TIMETABLE FIT




Recent work done:

Before this lesson, students have been working with vocabulary and verb exercises.

In addition, they have also been working with reading and writing activities in which students have been using action verbs to recognize grammar.

Profile of the learners and a description of their age and

This class is formed by 20 students, these are 10 women, 10 men. Those students are about 15-18 years old. Based on the Common European Framework of Reference (CEFR) they have a A2 level.

Time in Minutes	Description of Activity	Resources Needed and Other Notes
3	Warm-up <ul style="list-style-type: none"> To review verb with the activity Simon says (Simon says you should ...dance, cry, clap, and play) 	Flashcard about verbs 
10	Grammar part <ul style="list-style-type: none"> Explanations of the main rules about regular verb. (Visited, enjoyed, played, danced, cried, studied, travelled, planned, clapped). 	Power point presentations
5	Practical exercises <ul style="list-style-type: none"> Students will work on a reading where they will fill in the blanks using the verbs taught. 	Exercises 
10	Writing part. <ul style="list-style-type: none"> Students will write 5 sentences using the past tense of regular verbs With this activity students will be assessed. 	Worksheet 
2	Feedback <ul style="list-style-type: none"> To give a brief explanation to the students of the topic reviewed in class 	



Name:

Date:

Course:

1- Write 5 sentences in the Past Simple. Do not forget the grammatical rules.

Plan- study-visit- cry- travel- play- enjoy- clap

- A. I studied English last year.
- B. I visited my friends last week.
- C. I played basketball with my sister yesterday.
- D. I clapped a piece of paper.
- E. I traveled to Argentina two years ago.

1- Fill in the blanks with the appropriate verb in Past Simple.

Plan- study-visit- cry- travel- play- enjoy- clap

Hi, my name is Emily. My mom and dad planned for our vacation to go to the mountains. We visited beautiful places, we traveled by bus. We clapped every moment. At night, some dancers and artists did their show, and we were all happy and clapped. The next day we played in the river with my cousins, then returned to the hotel to eat and sleep. The next day I cried because I didn't want to come home and my dad told me that if I studied, we would come back the next vacation.



ANNEX B: Anti-Plagiarism certificate.



Document Information

Analyzed document	INFORME EXAMEN COMPLEXIVO VIOLETA.docx (D135788518)
Submitted	2022-05-08T14:52:00.0000000
Submitted by	
Submitter email	violeta.lucinfigueroa@upse.edu.ec
Similarity	3%
Analysis address	icarabajo.upse@analysis.orkund.com

Sources included in the report

SA	UNIVERSIDAD ESTATAL PENÍNSULA DE SANTA ELENA / RESEARCH PROJECT-DIDACTIC TECHNIQUES (1) (1).docx Document RESEARCH PROJECT-DIDACTIC TECHNIQUES (1) (1).docx (D126671582) Submitted by: arodriguezc@upse.edu.ec Receiver: arodriguezc.upse@analysis.orkund.com	 1
SA	UNIVERSIDAD ESTATAL PENÍNSULA DE SANTA ELENA / CAPÍTULOS 1, 2 Y 4 IVONNE SOLANO GOMEZ.docx Document CAPÍTULO 1, 2 Y 4 IVONNE SOLANO GOMEZ.docx (D112529727) Submitted by: ivonnesolanogomez153@gmail.com Receiver: xalmeida.upse@analysis.orkund.com	 1
W	URL: https://www.open.edu/openlearncreate/mod/oucontent/view.php?id=64791&printable=1 Fetched: 2019-09-26T02:24:05.2300000	 1
W	URL: https://www.liveworksheets.com/worksheets/en/English_as_a_Second_Language_(ESL)/Regular_verbs/Past_simple_th2848342jk Fetched: 2022-05-08T14:52:00.0000000	 1